

Stand to MF1000-1 antenna, Type: MF1Stand

Revised: 15.December 2010

1 GENERAL REMARKS

The MF1STAND must be ordered together with the MF1000-1. The shipment of the MF1STAND is only possible with the MF1000-1 antenna.

Needed tools: shears and spade connector number 17




Unpacking the antenna and the stand

The antenna and the stand are packed either in a metal box or carton box. The metal box is fixed on a palette. Put the box on a floor and pull out carefully the antenna, stand and accessories.




Check the number of parts as shown on the picture 3



Place all the parts as showed on picture 5.


Now the assembly of the antenna can be started.

Place the two pieces over the hole as indicated by the arrows.




Place the antenna onto the plate in the two pieces.

Tighten the screws and fix the antenna as shown.



Assembly the first tube with the stand plate. Tighten the screw and place the tube in vertical position.



Put the antenna onto the first tube and fix it by tightening the black handle.



Finally put the second tube on top of the first one.
For vertical use of the antenna a band can be used to hold the antenna in the exact vertical position.
Mask the holes of the stand plate with the black plastic covers.

EMC PARTNER Service Team

**wishes you a lot of success with the
MF1000-1 and MF1STAND.**

2 STANDARD ACCESSOIRES, DIMENSIONS

2.1 Included articles, dimensions

MF1STAND (Article No. 103483)

Mechanical Dimensions

Unit Height:

Length: 0 cm

Width: 0 cm

Height: 0 cm

Net Weight: 16 kg

Included Articles

According to STL-Variante 20, STL-Version 1

Qty	PN	Description
1	104801	Brochure TRANSIENT 3000
1	103194	CD-UM-IN-ALL includes all User Manuals and Instruction sheets of all EMC PARTNER AG sales products.

2.2 Standard articles:

Accessories to MF1STAND (Article No. 103483)

According to OP-Variante 1, OP-Version 1

Qty	PN	Description	Weight (kg)	Length (cm)	Width (cm)	Height (cm)
1	101189	Locking Handle Locking Handle	0	0	0	0
4	101198	Blanking plugs, black	0	0	0	0
2	101199	Blanking plugs, black Blanking plugs	0	0	0	0
1	102161	Allen bolt M10 x 40 mm Allen bolt	0	0	0	0
4	102163	Allen bolt M10 x 80 mm Allen bolt	0	0	0	0
1	102231	Washer, brass M10 Washer	0	0	0	0
1	103061	Allen key M8 Allen key	0	0	0	0
1	103105	Velcro, black Velcro	0	0	0	0

3 RECYCLING / DISPOSAL

3.1 RoHS directive 2002/95/EG

The MF1STAND complies with the directive 2002/95/EG (RoHS - Restriction of certain Hazardous Substances).

From December 2005, all EMC Partner products either hand soldered or by machine are produced using lead-free solder.

3.2 WEEE directive 2002/96/EG

The EMC Partner MF1STAND, is exempted from the directive 2002/96/EG (WEEE) under category 9.

The product should be recycled through a professional organisation with appropriate experience for the disposal and recycling of electronic products. EMC Partner are also available to help with questions relating to the recycling of this product.

3.3 Information for dismantling



Remove always power cord fist.

There is no special danger involved in dismantling the MF1STAND.

3.4 Parts which can be recycled

The MF1STAND contains parts made from steel, aluminium, PVC, two-component sealing compound. The impulse capacitors are filled with non-poisonous mineral oil. The various parts can be separated and recycled.

3.5 Parts which can not be recycled

All parts in the MF1STAND can be recycled.

4 SERVICE INFORMATION

EMC PARTNER AG
Baselstrasse 160
CH - 4242 Laufen
Switzerland



++41 61 775 20 50



++41 61 775 20 59



service@emc-partner.ch



www.emc-partner.com

